



D2RS series

industrial interface relays

DURAKOOL



- miniature - saves DIN rail space
- lockable test feature (not D2RG)
- optional no test lever
- mechanical operation indicator
- LED indication
- High voltage DC switching version
- RoHS Compliant



Contacts		D2RS-2011	D2RH-2011	D2RS-2012	D2RG-2022
Contact number & arrangement		SPDT (1C)	SPDT (1C)	DPDT (2 C)	DPST-NO (2A)
Contact material		Ag alloy			
Max. switching voltage	AC/DC	250VAC, 30VDC			220VDC
Min. breaking capacity	W	0.3W			
Rated load (resistive - cos φ=1)	AC1/DC1	10A	16A	5A	5A
Max. switching power		2500VA / 300W	4000VA / 480W	1250VA / 150W	1100W
Initial resistance		≤ 100mΩ, max. at 1A/24VDC			
Coil					
Rated voltage	DC	6...125V	6...125V	6...125V	6...125V
	AC	12...230V	12...230V	12...230V	Not available
Operating range of supply voltage		See coil tables 1 & 2			See coil table 1
Insulation					
Insulation resistance		≥3000MΩ at 500VDC, 50%RH, 25°C			
Dielectric strength					
	coil to contact	5000Vrms, 1min (50Hz)			
	contact to contact	1000Vrms, 1min (50Hz)			
General Data					
Operating time	mS	≤ 15			
Release time	mS	≤ 15 , ≤ 20 (with diode)			
Operating frequency		1200 op/hr at nominal load			
Electrical life	ops	1 x 10 ⁵			
Mechanical life	ops	1 x 10 ⁶ (AC Coil) / 2 x 10 ⁶ (DC Coil)			
Dimensions	L x W x H	29 x 13 x 36 mm (see Fig 1 for more information)			
Weight		≤ 21g			
Ambient temperature	operating	-40 to 70°C			
Shock resistance		10G			
Vibration resistance		DA 1.5mm 10-55Hz			

D2RS series

industrial interface relays



DC Coil Data (at 20°C)

Table 1

Coil Voltage Code	Nominal Voltage (VDC)	Coil Resistance (Ω) $\pm 10\%$	Must Operate Voltage max. (VDC)	Must Release Voltage min. (VDC)
1012	12	300	9.0	1.2
1024	24	1200	19.2	2.4
1048	48	4800	38.4	4.8
1110	110	23500	88.0	11.0
1125	125	32500	100.0	12.5

Blue mechanical test button - green LED indicator (see ordering codes)

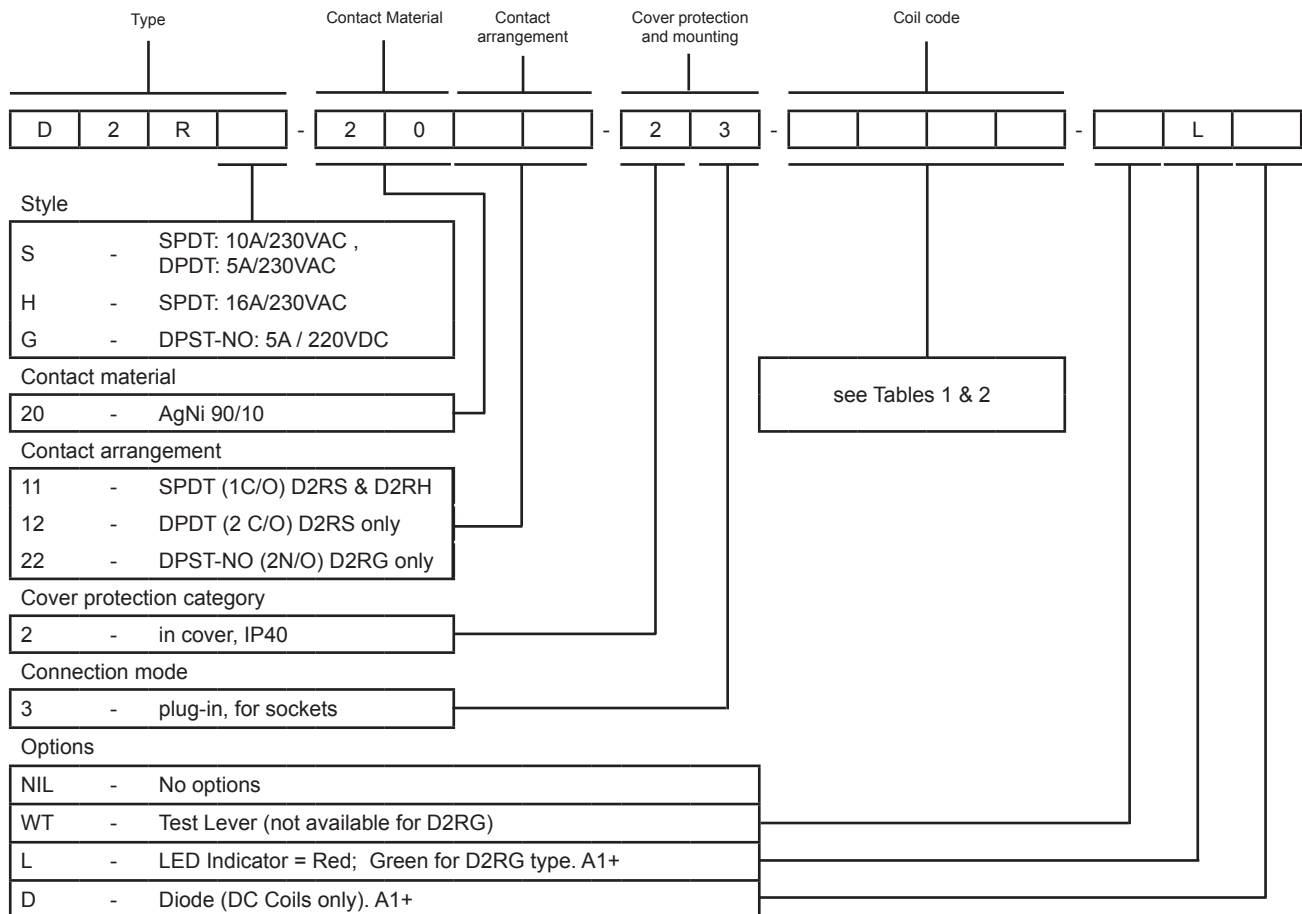
AC (50/60Hz) Coil Data (at 20°C) Not available for D2RG

Table 2

Coil Voltage Code	Nominal Voltage (VAC)	Coil Resistance (Ω) $\pm 10\%$	Must Operate Voltage max. (VAC)	Must Release Voltage min. (VAC)
5012	12	80	9.6	1.2
5024	24	320	19.2	2.4
5048	48	1350	38.4	4.8
5110	110	6900	88.0	11.0
5230	230	28000	184.0	23.0

Red mechanical test button - red LED indicator (see ordering codes)

Ordering codes

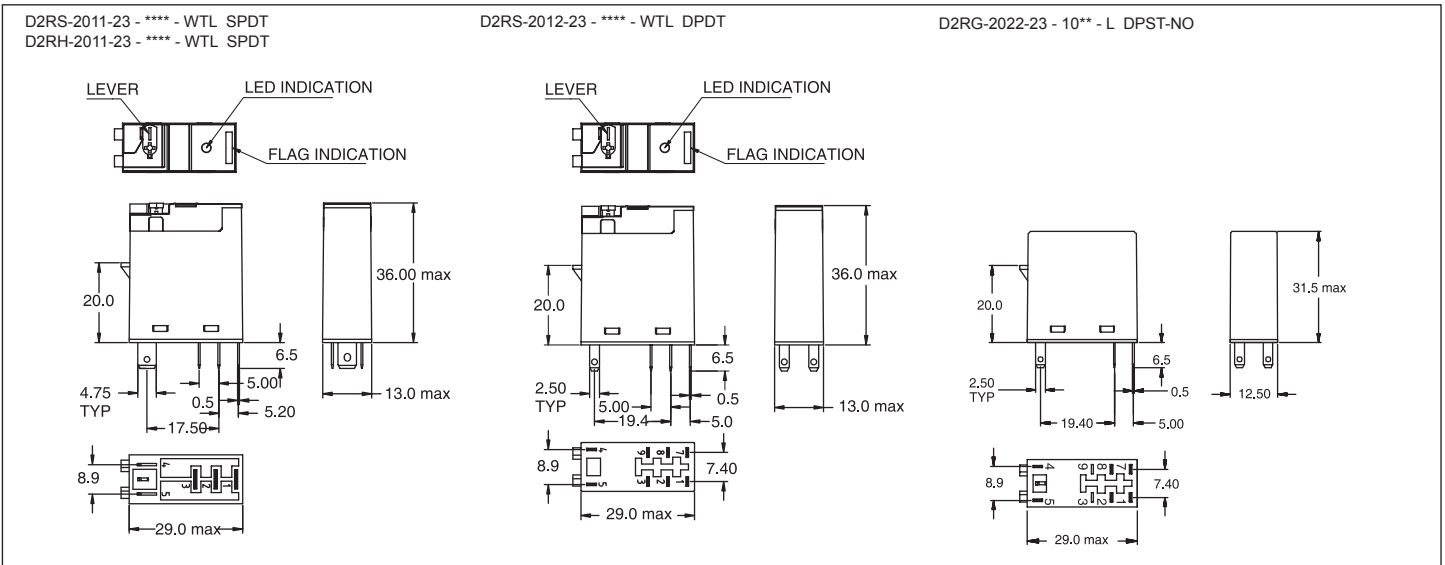


D2RS series industrial interface relays



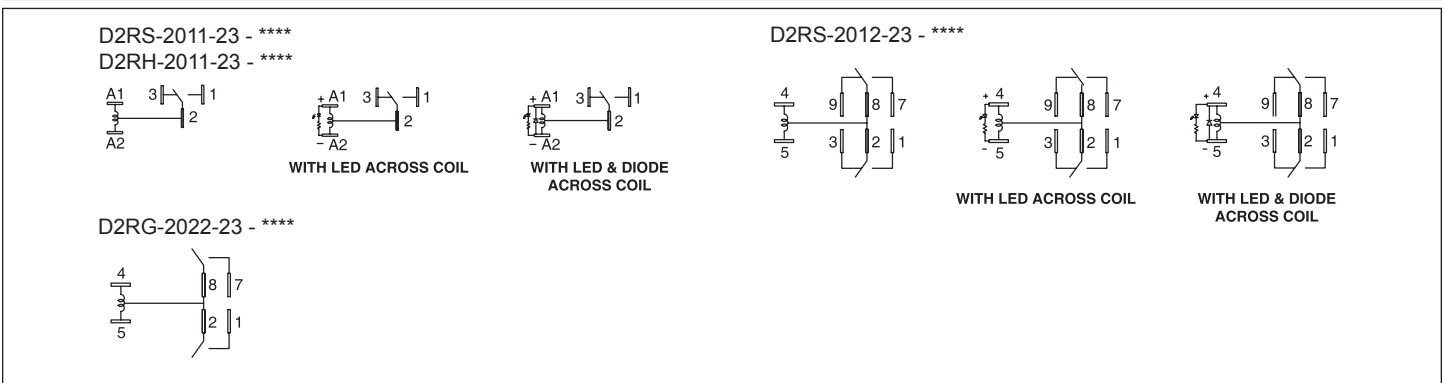
Overall Dimensions

Fig. 1



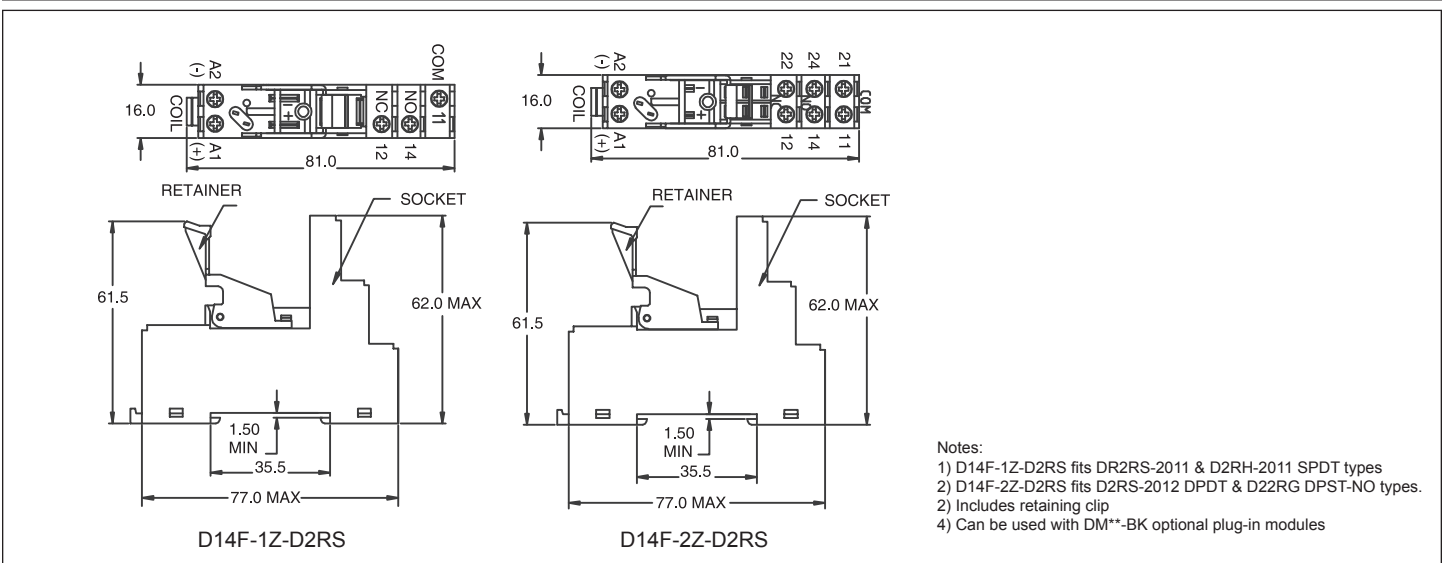
Wiring Diagrams

Fig. 2



DIN Rail mounting sockets for D2R Series relays

Fig. 3



Specifications are subject to change without notice. E&OE.

All dimensions in mm

